




Precision Meter Data

TS20AF

Electronic Flow Meters

MODELS: TS20AF14, TS20AF16, TS20AF64, TS20AF63, TS20AF66, TS20AF84, TS20AF86

TS series oval gear positive displacement precision meters offer weights and measures accuracy for fluid custody transfer. The patented "Wave Form" oval gear design provides smooth and accurate operation in the meters only two parts. This package matches a TS10 or TS15 precision meter to a register. Refer to Precision Meter Technical Manual or Precision Meter Price book for complete list of options.



TS20AF16

Specifications

Capacity with standard LV rotors

Standard 5:1 Turn-down **Industrial** 10:1 Turndown

To 1500 SSU visc. (300cP)	150 GPM (760 lpm)
---------------------------	-------------------

Pressure Rating

Meter	150 psi at 100°F = 10 bar at 40°C
-------	-----------------------------------

Temperature Rating

Meter	-15°F to +180°F = -26°C to +80°C
MID Approval	-13°F to +131°F = -25°C to +55°C

Viscosity

With LV rotors	100% capacity to 1,500 SSU (300 cP)
With HV rotors	100% capacity to 5,000 SSU (1000 cP)

Connections

Standard	2" Bolted companion flanges with NPT or BSP port.
Optional	Bolted welding flanges Bolted 150# RF ANSI adaptors, carbon steel

Pulse Options

Raw Pulse
100 Pulses Per Gallon
10 Pulses Per Liter

Materials

Case	Anodized aluminum
Gears	PPS with carbon bearings, PTFE bearings option
Posts	Hard chromed Stainless steel
Seals	Viton™ standard, PTFE optional.
Flanges	Anodized aluminum std., carbon steel optional.

Measurement Approvals


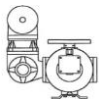





NTEP	99-210
MID	GB-1366
Measurement Canada	AV-2360

Safety Approvals

Electronics Enclosure	Flame proof/explosion proof enclosure for use in a hazardous location Class I, Division 1, Zone 1. Intertek approved (ETL) US and Canada.
SCL	Telemetry equipment for use in Hazardous Locations, Class 1, Division 1, Group D for US. UL approved.
TBB	Intrinsically Safe Apparatus for Class I, II and III, Division 1 for US and Canada. Intertek Approved (ETL) US and Canada.
CE, ATEX	Excludes Electronics

Model Number Specifications

TS								
20		20	2"	Nominal Capacity 50 mm	GPM 150	GPH 9,000	lpm 570	m ³ /h 35
A	A	Anodized Aluminum Material						
Assembly Number	A	NPT						
Flange	B	BSP						
	C	150# ANSI Adaptors						
Rotors & Seals		Seals	Rotors	Bearings				
	T	5-24	TBB	-1768	PPG			
	G	5-12	100	PPG	SCL			
	L	5-12	10	PPL	SCL			
	H	24	100	PPG	SCL			
	K	24	10	PPL	SCL			
ATEX Gland	A	ATEX Gland						
Languages	E	English						
	S	Spanish						
	X	Not Applicable						

F14		Meter Only - Calibrator, RAD Adaptor, Ratio Gear Plate & Register
F16		Register Flange (Register Ready), Strainer & Air Eliminator
F64		Meter Only - with EMR3 Register
F63		Meter, EMR3 Register, Strainer, Air Eliminator, & Solenoid Preset Valve
F66		Meter, EMR3 Register, Strainer & Air Eliminator
F84		Meter Only - with MID:COM register (backlight and 10:1 Pulse)
F86		Meter Only - with MID:COM Register (backlight and 10:1 Pulse), Strainer & Air Eliminator

TS20AF14